



FUAD ABASOV
Broker ABR, SRS, RENE, E-PRO
Direct: 647-801-3401



Sold Properties

385 +8.15%

YTD	2025	2024	% Change
	7301	7561	-3.44%

New Listings

463 +8.43%

YTD	2025	2024	% Change
	19453	16648	+16.85%

Average Sale Price

\$1.43M -8.55%

YTD	2025	2024	% Change
	\$1.64M	\$1.72M	-4.72%

Average Asking Price

\$1.77M -12.08%

YTD	2025	2024	% Change
	\$2.07M	\$2.11M	-1.77%

Days on Market Until Sale

38.00 -2.56%

YTD	2025	2024	% Change
	24.00	20.00	+20.00%

Average Ask to Sell Ratio

0.971 -2.57%

YTD	2025	2024	% Change
	0.999	1.025	-2.55%

Monthly Sales Price

Overview of the average selling price based on sold listings on a monthly basis



\$1.43M

Dec, 2025: The average sales price was \$1.43M, an 8.55% decrease from December, 2024. **YTD 2025:** The average sales price was \$1.64M, a 4.72% decrease from December, 2024.

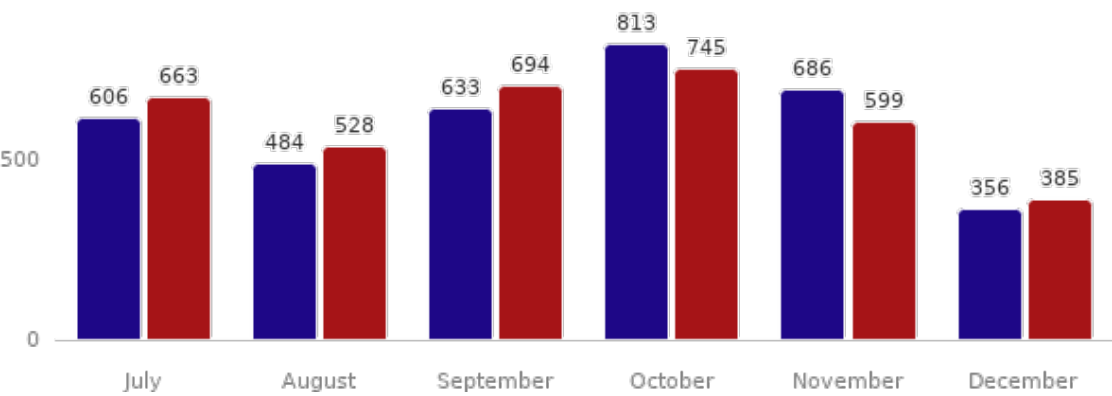
Monthly Sold Properties

Overview of the number of sold properties on a monthly basis

● Prior Year ● Current Year

385

Dec, 2025: There were 385 sold properties, an 8.15% increase from December, 2024. **YTD 2025:** There were 7301 sold properties, a 3.44% decrease from December, 2024.





FUAD ABASOV
Broker ABR, SRS, RENE, E-PRO
Direct: 647-801-3401



Sold Properties

78 -17.02%

YTD	2025	2024	% Change
	1351	1512	-10.65%

New Listings

95 +10.47%

YTD	2025	2024	% Change
	4044	3584	+12.83%

Average Sale Price

\$1.65M -6.05%

YTD	2025	2024	% Change
	\$1.67M	\$1.79M	-6.75%

Average Asking Price

\$1.98M +3.08%

YTD	2025	2024	% Change
	\$2.04M	\$2.21M	-7.95%

Days on Market Until Sale

41.00 +13.89%

YTD	2025	2024	% Change
	28.00	22.00	+27.27%

Average Ask to Sell Ratio

0.965 -2.44%

YTD	2025	2024	% Change
	0.979	0.997	-1.82%

Monthly Sales Price

Overview of the average selling price based on sold listings on a monthly basis



\$1.65M

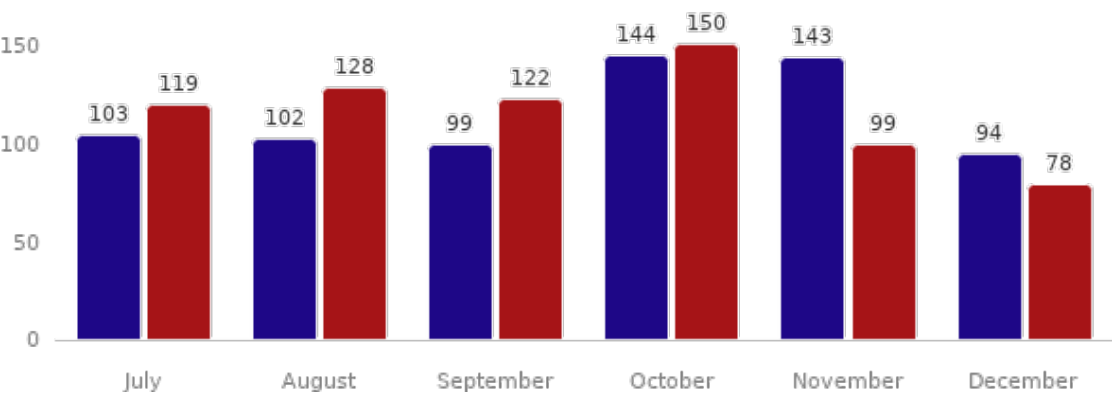
Dec, 2025: The average sales price was \$1.65M, a 6.05% decrease from December, 2024. **YTD 2025:** The average sales price was \$1.67M, a 6.75% decrease from December, 2024.

78

Dec, 2025: There were 78 sold properties, a 17.02% decrease from December, 2024. **YTD 2025:** There were 1351 sold properties, a 10.65% decrease from December, 2024.

Monthly Sold Properties

Overview of the number of sold properties on a monthly basis





FUAD ABASOV
Broker ABR, SRS, RENE, E-PRO
Direct: 647-801-3401



Sold Properties

13 +30.00%

YTD	2025	2024	% Change
	276	259	+6.56%

New Listings

17 +21.43%

YTD	2025	2024	% Change
	818	614	+33.22%

Average Sale Price

\$1.66M -13.01%

YTD	2025	2024	% Change
	\$1.85M	\$1.95M	-5.16%

Average Asking Price

\$2.02M +2.17%

YTD	2025	2024	% Change
	\$2.03M	\$2.20M	-7.75%

Days on Market Until Sale

33.00 +50.00%

YTD	2025	2024	% Change
	25.00	21.00	+19.05%

Average Ask to Sell Ratio

0.979 -2.07%

YTD	2025	2024	% Change
	0.995	1.005	-0.94%

Monthly Sales Price

Overview of the average selling price based on sold listings on a monthly basis



\$1.66M

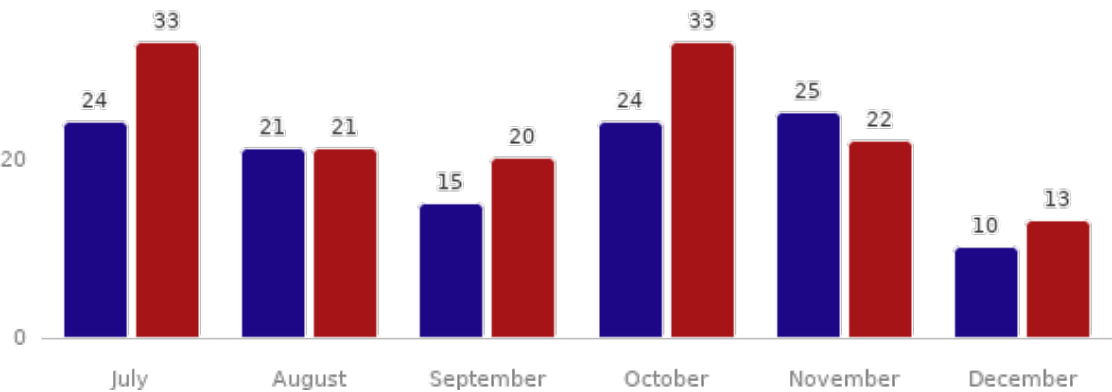
Dec, 2025: The average sales price was \$1.66M, a 13.01% decrease from December, 2024. **YTD 2025:** The average sales price was \$1.85M, a 5.16% decrease from December, 2024.


13

Dec, 2025: There were 13 sold properties, a 30.00% increase from December, 2024. **YTD 2025:** There were 276 sold properties, a 6.56% increase from December, 2024.

Monthly Sold Properties

Overview of the number of sold properties on a monthly basis





FUAD ABASOV

Broker ABR, SRS, RENE, E-PRO

Direct: 647-801-3401



Sold Properties

0

-100.00%

YTD	2025	2024	% Change
	33	36	-8.33%

New Listings

7

+250.00%

YTD	2025	2024	% Change
	134	102	+31.37%

Average Sale Price

\$0.00

-100.00%

YTD	2025	2024	% Change
	\$1.88M	\$2.03M	-7.40%

Average Asking Price

\$2.16M

+5.53%

YTD	2025	2024	% Change
	\$2.26M	\$2.56M	-11.80%

Days on Market Until Sale

0.00

-100.00%

YTD	2025	2024	% Change
	26.00	15.00	+73.33%

Average Ask to Sell Ratio

0.000

-100.00%

YTD	2025	2024	% Change
	0.996	0.975	+2.13%

Monthly Sales Price

Overview of the average selling price based on sold listings on a monthly basis

4M



\$0.00

Dec, 2025: The average sales price was \$0.00, a 100.00% decrease from December, 2024. YTD 2025: The average sales price was \$1.88M, a 7.40% decrease from December, 2024.

0

Dec, 2025: There were 0 sold properties, a 100.00% decrease from December, 2024. YTD 2025: There were 33 sold properties, an 8.33% decrease from December, 2024.

Monthly Sold Properties

Overview of the number of sold properties on a monthly basis

Month	Prior Year	Current Year
July	3	5
August	3	4
September	4	2
October	0	7
November	1	3
December	2	0



FUAD ABASOV
Broker ABR, SRS, RENE, E-PRO
Direct: 647-801-3401



Sold Properties

48 -31.43%

YTD	2025	2024	% Change
	884	982	-9.98%

New Listings

94 +13.25%

YTD	2025	2024	% Change
	3244	2714	+19.53%

Average Sale Price

\$1.77M -11.03%

YTD	2025	2024	% Change
	\$1.79M	\$2.01M	-10.80%

Average Asking Price

\$2.21M +1.37%

YTD	2025	2024	% Change
	\$2.13M	\$2.26M	-5.63%

Days on Market Until Sale

47.00 +14.63%

YTD	2025	2024	% Change
	31.00	26.00	+19.23%

Average Ask to Sell Ratio

0.959 -3.86%

YTD	2025	2024	% Change
	0.988	1.011	-2.28%

Monthly Sales Price

Overview of the average selling price based on sold listings on a monthly basis



\$1.77M

Dec, 2025: The average sales price was \$1.77M, an 11.03% decrease from December, 2024. **YTD 2025:** The average sales price was \$1.79M, a 10.80% decrease from December, 2024.

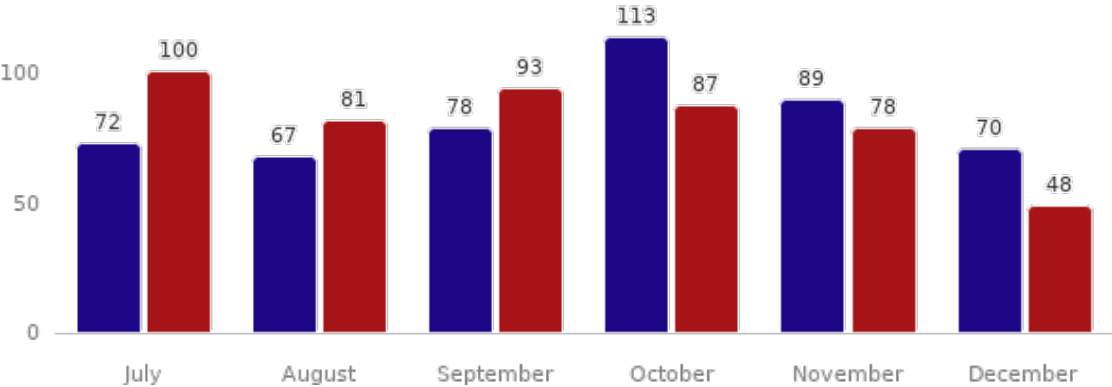
48

Monthly Sold Properties

Overview of the number of sold properties on a monthly basis

● Prior Year ● Current Year

Dec, 2025: There were 48 sold properties, a 31.43% decrease from December, 2024. **YTD 2025:** There were 884 sold properties, a 9.98% decrease from December, 2024.





FUAD ABASOV
Broker ABR, SRS, RENE, E-PRO
Direct: 647-801-3401



Sold Properties

118 +5.36%

YTD	2025	2024	% Change
	2023	2244	-9.85%

New Listings

173 +29.10%

YTD	2025	2024	% Change
	6282	5403	+16.27%

Average Sale Price

\$1.45M -1.19%

YTD	2025	2024	% Change
	\$1.45M	\$1.55M	-6.12%

Average Asking Price

\$1.69M -4.35%

YTD	2025	2024	% Change
	\$1.75M	\$1.89M	-7.23%

Days on Market Until Sale

37.00 -5.13%

YTD	2025	2024	% Change
	29.00	22.00	+31.82%

Average Ask to Sell Ratio

0.960 -1.53%

YTD	2025	2024	% Change
	0.971	0.989	-1.81%

Monthly Sales Price

Overview of the average selling price based on sold listings on a monthly basis



\$1.45M

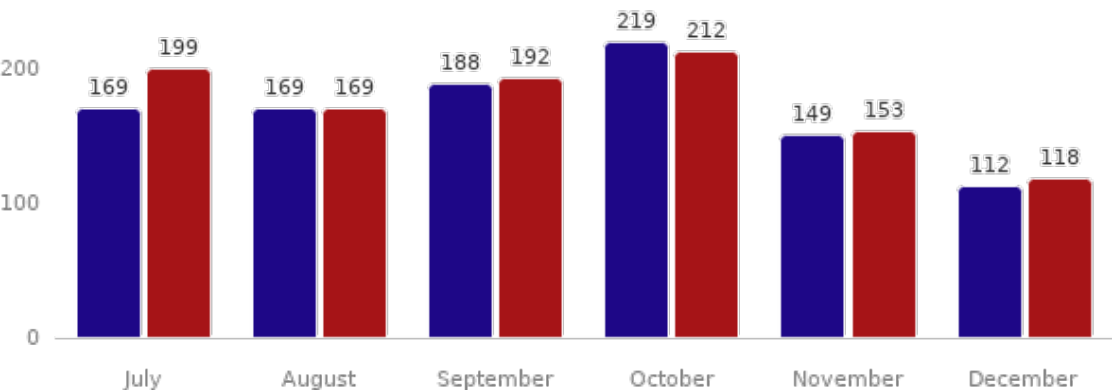
Dec, 2025: The average sales price was \$1.45M, a 1.19% decrease from December, 2024. **YTD 2025:** The average sales price was \$1.45M, a 6.12% decrease from December, 2024.

118

Dec, 2025: There were 118 sold properties, a 5.36% increase from December, 2024. **YTD 2025:** There were 2023 sold properties, a 9.85% decrease from December, 2024.

Monthly Sold Properties

Overview of the number of sold properties on a monthly basis





FUAD ABASOV
Broker ABR, SRS, RENE, E-PRO
Direct: 647-801-3401



Sold Properties

73 +14.06%

YTD	2025	2024	% Change
	1174	1225	-4.16%

New Listings

84 +6.33%

YTD	2025	2024	% Change
	3327	2796	+18.99%

Average Sale Price

\$1.60M -2.90%

YTD	2025	2024	% Change
	\$1.64M	\$1.75M	-6.21%

Average Asking Price

\$1.91M -8.35%

YTD	2025	2024	% Change
	\$1.90M	\$1.98M	-3.66%

Days on Market Until Sale

40.00 +17.65%

YTD	2025	2024	% Change
	27.00	20.00	+35.00%

Average Ask to Sell Ratio

0.960 -3.75%

YTD	2025	2024	% Change
	0.997	1.042	-4.35%

Monthly Sales Price

Overview of the average selling price based on sold listings on a monthly basis



\$1.60M

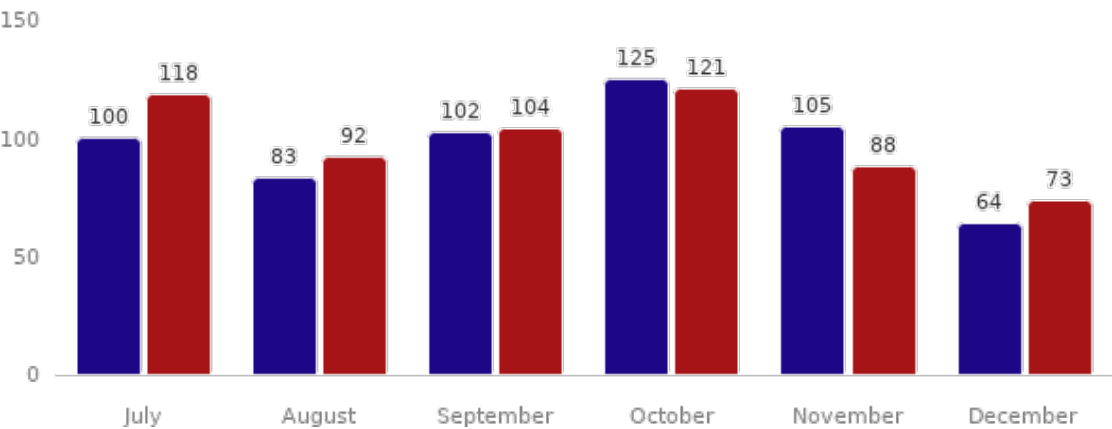
Dec, 2025: The average sales price was \$1.60M, a 2.90% decrease from December, 2024. **YTD 2025:** The average sales price was \$1.64M, a 6.21% decrease from December, 2024.

73

Dec, 2025: There were 73 sold properties, a 14.06% increase from December, 2024. **YTD 2025:** There were 1174 sold properties, a 4.16% decrease from December, 2024.

Monthly Sold Properties

Overview of the number of sold properties on a monthly basis





FUAD ABASOV
Broker ABR, SRS, RENE, E-PRO
Direct: 647-801-3401



Sold Properties

6 +20.00%

YTD	2025	2024	% Change
	59	88	-32.95%

New Listings

5 +66.67%

YTD	2025	2024	% Change
	307	305	0.66%

Average Sale Price

\$2.59M -13.34%

YTD	2025	2024	% Change
	\$3.10M	\$2.87M	+7.82%

Average Asking Price

\$2.67M +17.07%

YTD	2025	2024	% Change
	\$3.21M	\$3.49M	-8.08%

Days on Market Until Sale

55.00 -37.50%

YTD	2025	2024	% Change
	42.00	40.00	+5.00%

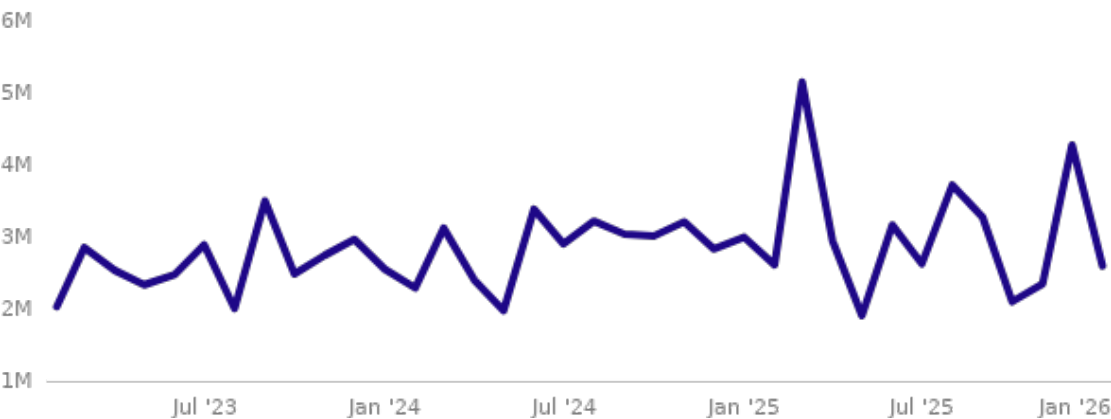
Average Ask to Sell Ratio

0.912 -2.51%

YTD	2025	2024	% Change
	0.936	0.949	-1.37%

Monthly Sales Price

Overview of the average selling price based on sold listings on a monthly basis



\$2.59M

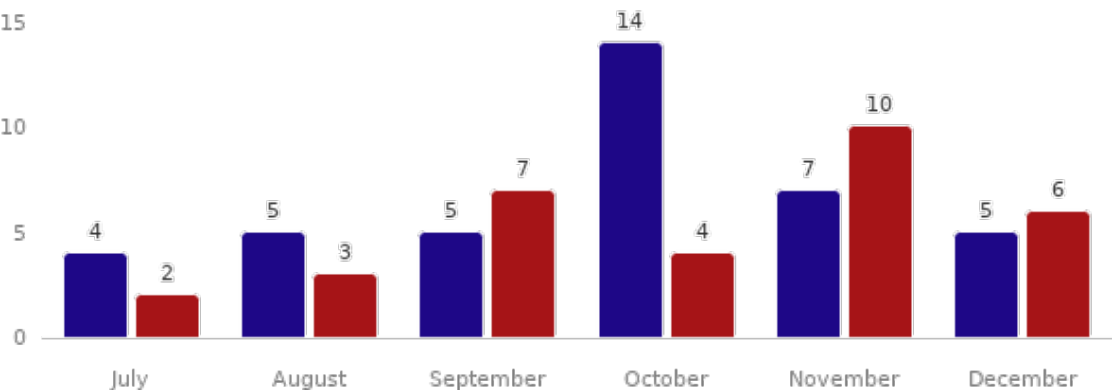
Dec, 2025: The average sales price was \$2.59M, a 13.34% decrease from December, 2024. **YTD 2025:** The average sales price was \$3.10M, a 7.82% increase from December, 2024.

Monthly Sold Properties

Overview of the number of sold properties on a monthly basis

6

Dec, 2025: There were 6 sold properties, a 20.00% increase from December, 2024. **YTD 2025:** There were 59 sold properties, a 32.95% decrease from December, 2024.





FUAD ABASOV
Broker ABR, SRS, RENE, E-PRO
Direct: 647-801-3401



Sold Properties

29 +3.57%

YTD	2025	2024	% Change
	501	608	-17.60%

New Listings

43 +48.28%

YTD	2025	2024	% Change
	1525	1315	+15.97%

Average Sale Price

\$1.19M -2.31%

YTD	2025	2024	% Change
	\$1.21M	\$1.31M	-7.81%

Average Asking Price

\$1.33M +11.13%

YTD	2025	2024	% Change
	\$1.42M	\$1.40M	+1.40%

Days on Market Until Sale

48.00 +33.33%

YTD	2025	2024	% Change
	29.00	22.00	+31.82%

Average Ask to Sell Ratio

0.970 -5.45%

YTD	2025	2024	% Change
	0.983	1.010	-2.69%

Monthly Sales Price

Overview of the average selling price based on sold listings on a monthly basis



\$1.19M

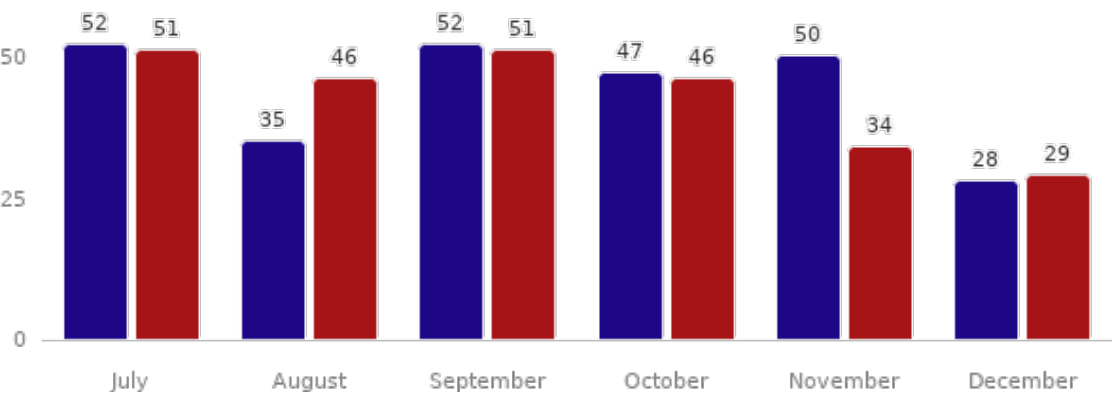
Dec, 2025: The average sales price was \$1.19M, a 2.31% decrease from December, 2024. **YTD 2025:** The average sales price was \$1.21M, a 7.81% decrease from December, 2024.

29

Dec, 2025: There were 29 sold properties, a 3.57% increase from December, 2024. **YTD 2025:** There were 501 sold properties, a 17.60% decrease from December, 2024.

Monthly Sold Properties

Overview of the number of sold properties on a monthly basis





FUAD ABASOV
Broker ABR, SRS, RENE, E-PRO
Direct: 647-801-3401



Sold Properties

23 -11.54%

YTD	2025	2024	% Change
	352	459	-23.31%

New Listings

27 0.00%

YTD	2025	2024	% Change
	1271	1152	+10.33%

Average Sale Price

\$1.47M -11.27%

YTD	2025	2024	% Change
	\$1.60M	\$1.73M	-7.91%

Average Asking Price

\$1.67M -29.96%

YTD	2025	2024	% Change
	\$1.87M	\$2.04M	-8.43%

Days on Market Until Sale

48.00 +41.18%

YTD	2025	2024	% Change
	30.00	21.00	+42.86%

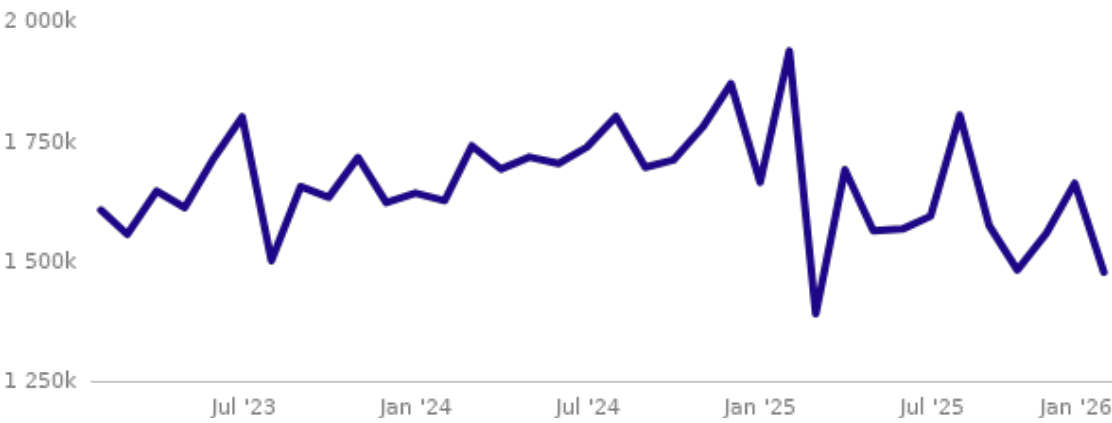
Average Ask to Sell Ratio

0.987 0.38%

YTD	2025	2024	% Change
	0.974	1.005	-3.09%

Monthly Sales Price

Overview of the average selling price based on sold listings on a monthly basis



\$1.47M

Dec, 2025: The average sales price was \$1.47M, an 11.27% decrease from December, 2024. **YTD 2025:** The average sales price was \$1.60M, a 7.91% decrease from December, 2024.

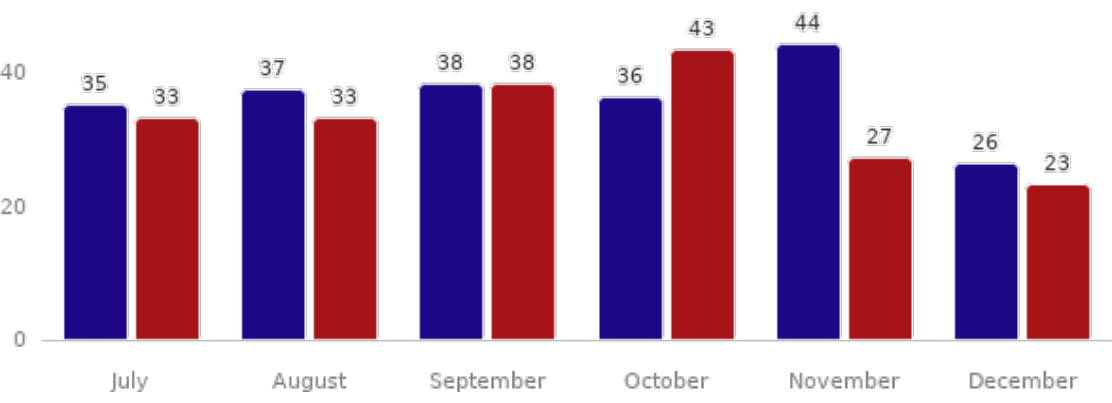
Monthly Sold Properties

Overview of the number of sold properties on a monthly basis

● Prior Year ● Current Year

23

Dec, 2025: There were 23 sold properties, an 11.54% decrease from December, 2024. **YTD 2025:** There were 352 sold properties, a 23.31% decrease from December, 2024.





FUAD ABASOV
Broker ABR, SRS, RENE, E-PRO
Direct: 647-801-3401



Sold Properties

18 0.00%

YTD	2025	2024	% Change
	268	297	-9.76%

New Listings

22 0.00%

YTD	2025	2024	% Change
	935	723	+29.32%

Average Sale Price

\$956K -12.87%

YTD	2025	2024	% Change
	\$1.07M	\$1.16M	-7.63%

Average Asking Price

\$1.18M -4.81%

YTD	2025	2024	% Change
	\$1.20M	\$1.30M	-7.82%

Days on Market Until Sale

38.00 +2.70%

YTD	2025	2024	% Change
	27.00	26.00	+3.85%

Average Ask to Sell Ratio

0.962 -3.17%

YTD	2025	2024	% Change
	0.979	0.991	-1.14%

Monthly Sales Price

Overview of the average selling price based on sold listings on a monthly basis



\$956k

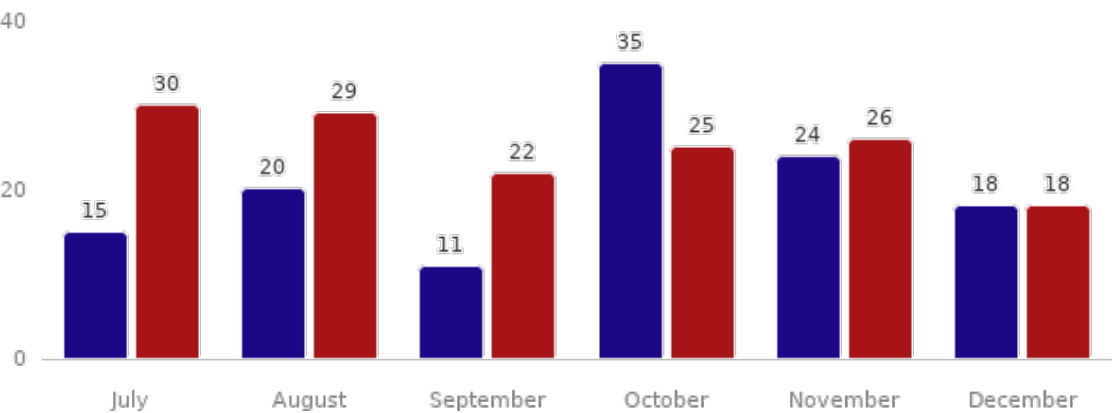
Dec, 2025: The average sales price was \$956K, a 12.87% decrease from December, 2024. **YTD 2025:** The average sales price was \$1.07M, a 7.63% decrease from December, 2024.

18

Dec, 2025: There were 18 sold properties, no increase or decrease from December, 2024. **YTD 2025:** There were 268 sold properties, a 9.76% decrease from December, 2024.

Monthly Sold Properties

Overview of the number of sold properties on a monthly basis





FUAD ABASOV
Broker ABR, SRS, RENE, E-PRO
Direct: 647-801-3401



Sold Properties

34 -29.17%

YTD	2025	2024	% Change
	721	978	-26.28%

New Listings

49 0.00%

YTD	2025	2024	% Change
	2176	2178	-0.09%

Average Sale Price

\$1.21M -12.69%

YTD	2025	2024	% Change
	\$1.25M	\$1.36M	-7.52%

Average Asking Price

\$1.34M -10.21%

YTD	2025	2024	% Change
	\$1.48M	\$1.54M	-4.06%

Days on Market Until Sale

38.00 +5.56%

YTD	2025	2024	% Change
	28.00	23.00	+21.74%

Average Ask to Sell Ratio

0.965 -1.15%

YTD	2025	2024	% Change
	0.983	0.997	-1.48%

Monthly Sales Price

Overview of the average selling price based on sold listings on a monthly basis



\$1.21M

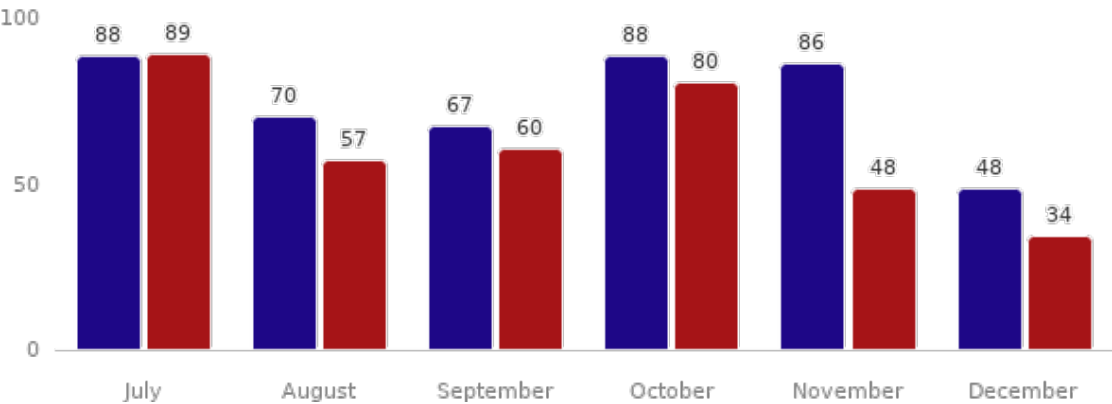
Dec, 2025: The average sales price was \$1.21M, a 12.69% decrease from December, 2024. **YTD 2025:** The average sales price was \$1.25M, a 7.52% decrease from December, 2024.

34

Dec, 2025: There were 34 sold properties, a 29.17% decrease from December, 2024. **YTD 2025:** There were 721 sold properties, a 26.28% decrease from December, 2024.

Monthly Sold Properties

Overview of the number of sold properties on a monthly basis





FUAD ABASOV
Broker ABR, SRS, RENE, E-PRO
Direct: 647-801-3401



Sold Properties

25 -13.79%

YTD	2025	2024	% Change
	388	412	-5.83%

New Listings

29 -14.71%

YTD	2025	2024	% Change
	1198	1084	+10.52%

Average Sale Price

\$2.06M +51.22%

YTD	2025	2024	% Change
	\$1.48M	\$1.59M	-6.52%

Average Asking Price

\$2.53M +34.67%

YTD	2025	2024	% Change
	\$1.85M	\$1.93M	-4.13%

Days on Market Until Sale

44.00 -10.20%

YTD	2025	2024	% Change
	36.00	32.00	+12.50%

Average Ask to Sell Ratio

0.948 -2.11%

YTD	2025	2024	% Change
	0.970	0.986	-1.55%

Monthly Sales Price

Overview of the average selling price based on sold listings on a monthly basis



\$2.06M

Dec, 2025: The average sales price was \$2.06M, a 51.22% increase from December, 2024. **YTD 2025:** The average sales price was \$1.48M, a 6.52% decrease from December, 2024.

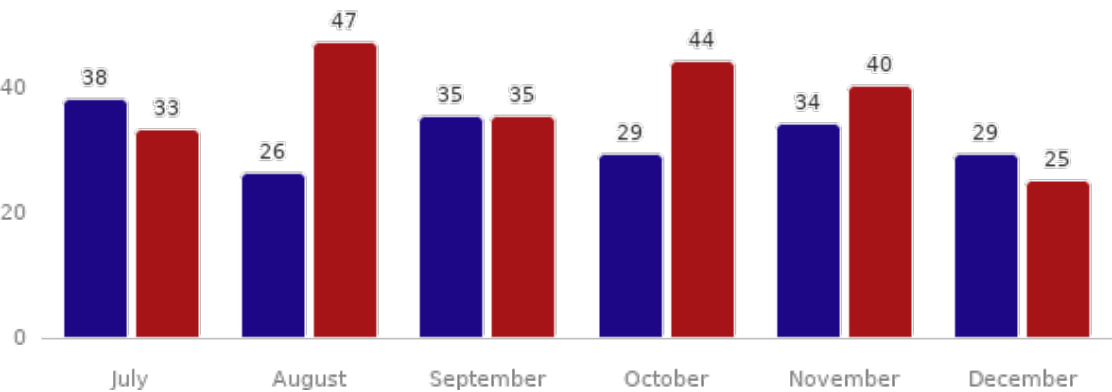
25

Monthly Sold Properties

Overview of the number of sold properties on a monthly basis

● Prior Year ● Current Year

Dec, 2025: There were 25 sold properties, a 13.79% decrease from December, 2024. **YTD 2025:** There were 388 sold properties, a 5.83% decrease from December, 2024.





FUAD ABASOV
Broker ABR, SRS, RENE, E-PRO
Direct: 647-801-3401



Sold Properties

39 -7.14%

YTD	2025	2024	% Change
	522	611	-14.57%

New Listings

62 +24.00%

YTD	2025	2024	% Change
	2114	1880	+12.45%

Average Sale Price

\$714K -12.10%

YTD	2025	2024	% Change
	\$947K	\$942K	0.52%

Average Asking Price

\$948K -5.74%

YTD	2025	2024	% Change
	\$1.12M	\$1.18M	-4.45%

Days on Market Until Sale

34.00 -30.61%

YTD	2025	2024	% Change
	39.00	33.00	+18.18%

Average Ask to Sell Ratio

0.962 0.37%

YTD	2025	2024	% Change
	0.971	0.972	-0.09%

Monthly Sales Price

Overview of the average selling price based on sold listings on a monthly basis



\$714k

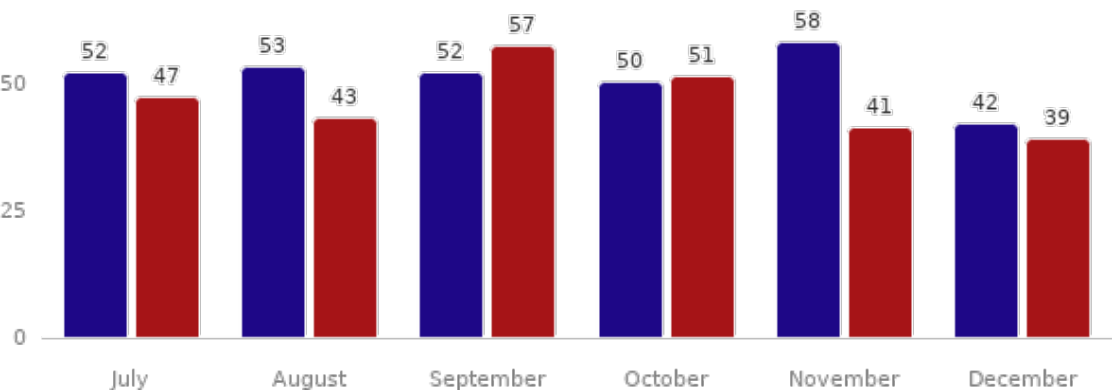
Dec, 2025: The average sales price was \$714K, a 12.10% decrease from December, 2024. **YTD 2025:** The average sales price was \$947K, a 0.52% increase from December, 2024.

39

Dec, 2025: There were 39 sold properties, a 7.14% decrease from December, 2024. **YTD 2025:** There were 522 sold properties, a 14.57% decrease from December, 2024.

Monthly Sold Properties

Overview of the number of sold properties on a monthly basis





FUAD ABASOV
Broker ABR, SRS, RENE, E-PRO
Direct: 647-801-3401



Sold Properties

9 +12.50%

YTD	2025	2024	% Change
	168	205	-18.05%

New Listings

16 -20.00%

YTD	2025	2024	% Change
	536	502	+6.77%

Average Sale Price

\$836K -11.52%

YTD	2025	2024	% Change
	\$845K	\$889K	-4.94%

Average Asking Price

\$857K -15.56%

YTD	2025	2024	% Change
	\$928K	\$960K	-3.39%

Days on Market Until Sale

50.00 -20.63%

YTD	2025	2024	% Change
	35.00	35.00	0.00%

Average Ask to Sell Ratio

0.978 -1.82%

YTD	2025	2024	% Change
	0.978	0.986	-0.80%

Monthly Sales Price

Overview of the average selling price based on sold listings on a monthly basis



\$836K

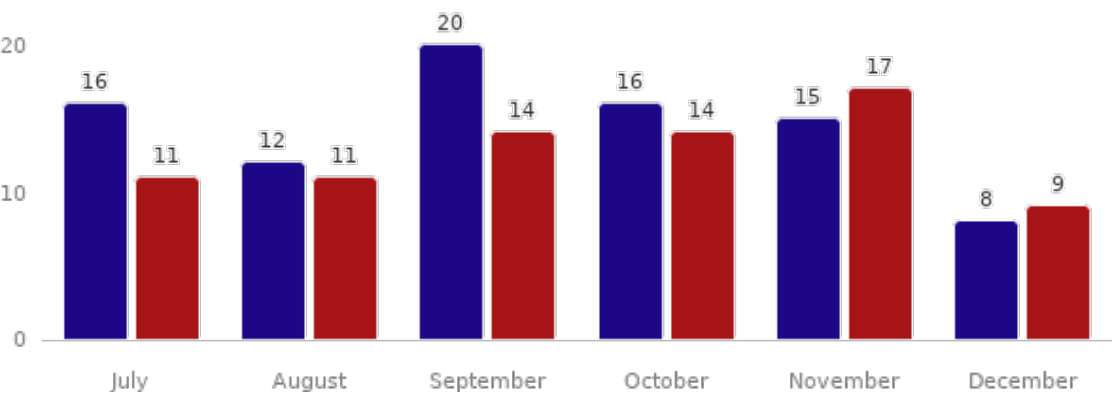
Dec, 2025: The average sales price was \$836K, an 11.52% decrease from December, 2024. **YTD 2025:** The average sales price was \$845K, a 4.94% decrease from December, 2024.

Monthly Sold Properties

Overview of the number of sold properties on a monthly basis

9

Dec, 2025: There were 9 sold properties, a 12.50% increase from December, 2024. **YTD 2025:** There were 168 sold properties, an 18.05% decrease from December, 2024.





FUAD ABASOV
Broker ABR, SRS, RENE, E-PRO
Direct: 647-801-3401



Sold Properties

56 -13.85%

YTD	2025	2024	% Change
	1186	1268	-6.47%

New Listings

54 -3.57%

YTD	2025	2024	% Change
	2662	2469	+7.82%

Average Sale Price

\$1.28M -9.55%

YTD	2025	2024	% Change
	\$1.39M	\$1.48M	-5.84%

Average Asking Price

\$1.81M +2.84%

YTD	2025	2024	% Change
	\$1.67M	\$1.76M	-5.36%

Days on Market Until Sale

46.00 +21.05%

YTD	2025	2024	% Change
	30.00	24.00	+25.00%

Average Ask to Sell Ratio

0.961 -0.55%

YTD	2025	2024	% Change
	0.973	0.986	-1.36%

Monthly Sales Price

Overview of the average selling price based on sold listings on a monthly basis



\$1.28M

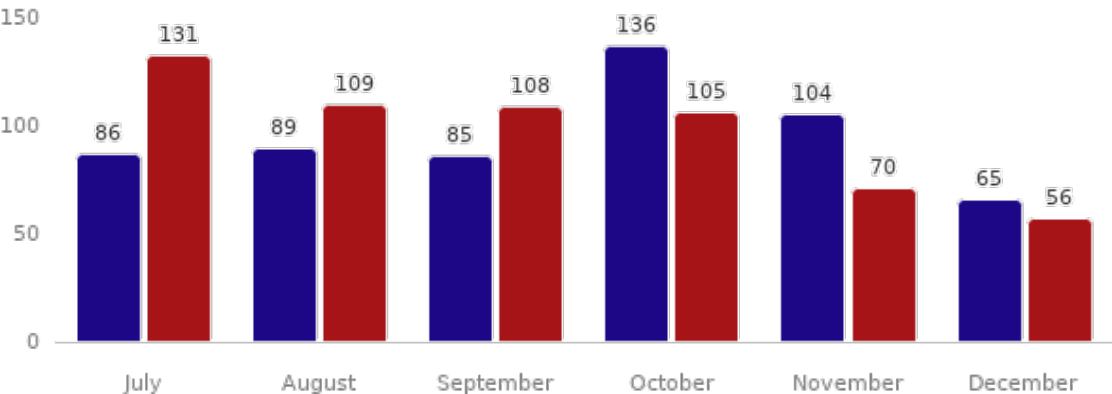
Dec, 2025: The average sales price was \$1.28M, a 9.55% decrease from December, 2024. YTD 2025: The average sales price was \$1.39M, a 5.84% decrease from December, 2024.

56

Dec, 2025: There were 56 sold properties, a 13.85% decrease from December, 2024. YTD 2025: There were 1186 sold properties, a 6.47% decrease from December, 2024.

Monthly Sold Properties

Overview of the number of sold properties on a monthly basis





FUAD ABASOV
Broker ABR, SRS, RENE, E-PRO
Direct: 647-801-3401



Sold Properties

20 +5.26%

YTD	2025	2024	% Change
	328	380	-13.68%

New Listings

31 +34.78%

YTD	2025	2024	% Change
	1190	1019	+16.78%

Average Sale Price

\$1.19M -12.63%

YTD	2025	2024	% Change
	\$1.29M	\$1.37M	-6.30%

Average Asking Price

\$1.35M -7.05%

YTD	2025	2024	% Change
	\$1.48M	\$1.57M	-6.14%

Days on Market Until Sale

40.00 -14.89%

YTD	2025	2024	% Change
	31.00	27.00	+14.81%

Average Ask to Sell Ratio

0.956 -1.27%

YTD	2025	2024	% Change
	0.976	0.992	-1.63%

Monthly Sales Price

Overview of the average selling price based on sold listings on a monthly basis



\$1.19M

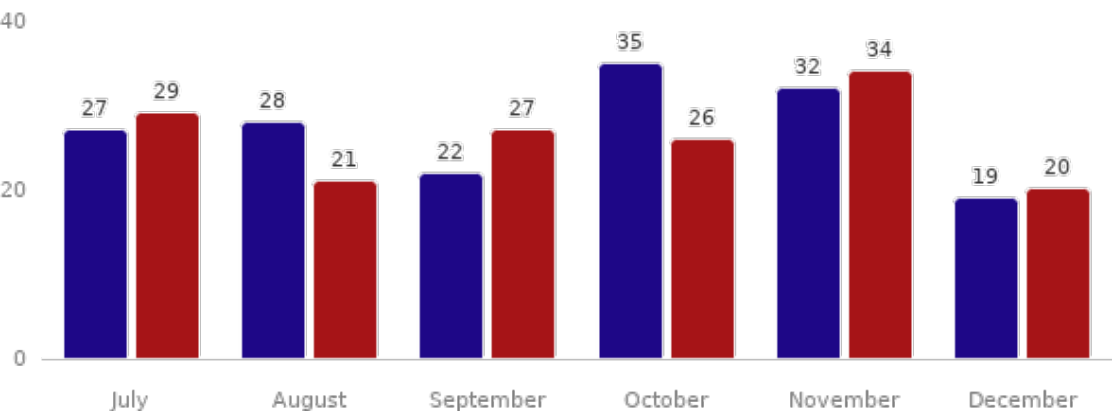
Dec, 2025: The average sales price was \$1.19M, a 12.63% decrease from December, 2024. **YTD 2025:** The average sales price was \$1.29M, a 6.30% decrease from December, 2024.

20

Dec, 2025: There were 20 sold properties, a 5.26% increase from December, 2024. **YTD 2025:** There were 328 sold properties, a 13.68% decrease from December, 2024.

Monthly Sold Properties

Overview of the number of sold properties on a monthly basis





FUAD ABASOV
Broker ABR, SRS, RENE, E-PRO
Direct: 647-801-3401



Sold Properties

63 -24.10%

YTD	2025	2024	% Change
	1212	1415	-14.35%

New Listings

99 -10.81%

YTD	2025	2024	% Change
	3797	3527	+7.66%

Average Sale Price

\$752K -7.44%

YTD	2025	2024	% Change
	\$807K	\$847K	-4.73%

Average Asking Price

\$878K -6.97%

YTD	2025	2024	% Change
	\$930K	\$964K	-3.58%

Days on Market Until Sale

48.00 +29.73%

YTD	2025	2024	% Change
	32.00	29.00	+10.34%

Average Ask to Sell Ratio

0.969 -1.74%

YTD	2025	2024	% Change
	0.977	0.981	-0.43%

Monthly Sales Price

Overview of the average selling price based on sold listings on a monthly basis
1 000k



\$752k

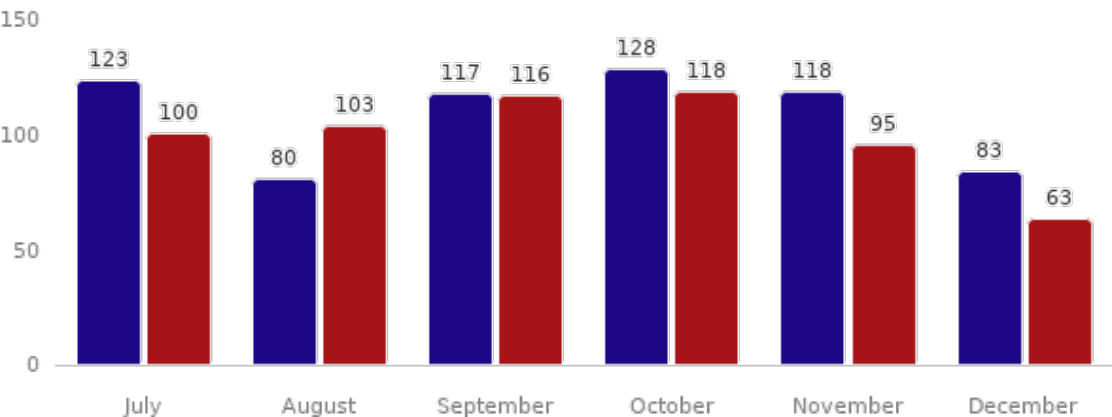
Dec, 2025: The average sales price was \$752K, a 7.44% decrease from December, 2024. **YTD 2025:** The average sales price was \$807K, a 4.73% decrease from December, 2024.

63

Dec, 2025: There were 63 sold properties, a 24.10% decrease from December, 2024. **YTD 2025:** There were 1212 sold properties, a 14.35% decrease from December, 2024.

Monthly Sold Properties

Overview of the number of sold properties on a monthly basis





FUAD ABASOV
Broker ABR, SRS, RENE, E-PRO
Direct: 647-801-3401



Sold Properties

63 +1.61%

YTD	2025	2024	% Change
	1258	1627	-22.68%

New Listings

84 +6.33%

YTD	2025	2024	% Change
	4025	3895	+3.34%

Average Sale Price

\$1.81M -14.43%

YTD	2025	2024	% Change
	\$1.90M	\$2.07M	-8.25%

Average Asking Price

\$2.72M +13.41%

YTD	2025	2024	% Change
	\$2.36M	\$2.49M	-5.44%

Days on Market Until Sale

47.00 +11.90%

YTD	2025	2024	% Change
	32.00	25.00	+28.00%

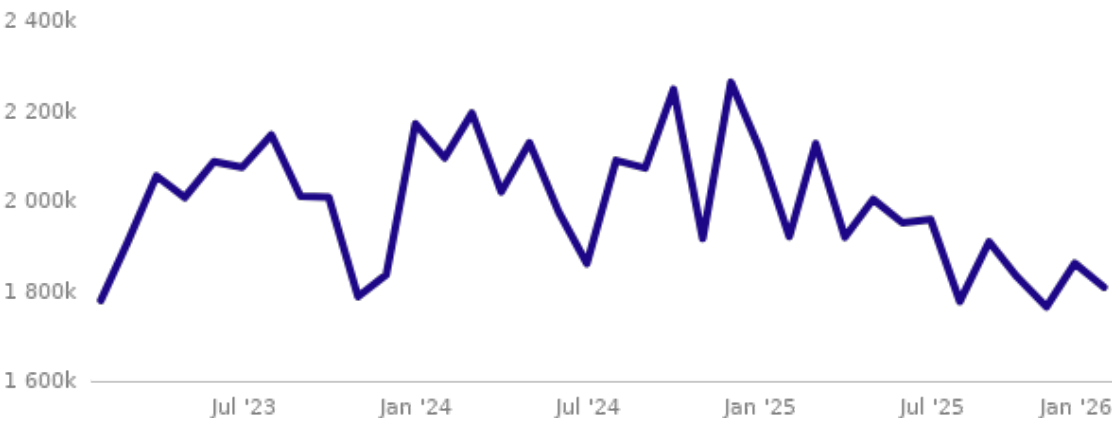
Average Ask to Sell Ratio

0.946 -3.33%

YTD	2025	2024	% Change
	0.963	0.982	-1.95%

Monthly Sales Price

Overview of the average selling price based on sold listings on a monthly basis



\$1.81M

Dec, 2025: The average sales price was \$1.81M, a 14.43% decrease from December, 2024. **YTD 2025:** The average sales price was \$1.90M, an 8.25% decrease from December, 2024.

Monthly Sold Properties

Overview of the number of sold properties on a monthly basis

● Prior Year ● Current Year

63

Dec, 2025: There were 63 sold properties, a 1.61% increase from December, 2024. **YTD 2025:** There were 1258 sold properties, a 22.68% decrease from December, 2024.

